

Des Moines, Iowa

Summer Point In Time 2013

Point In Time Count of Sheltered Clients

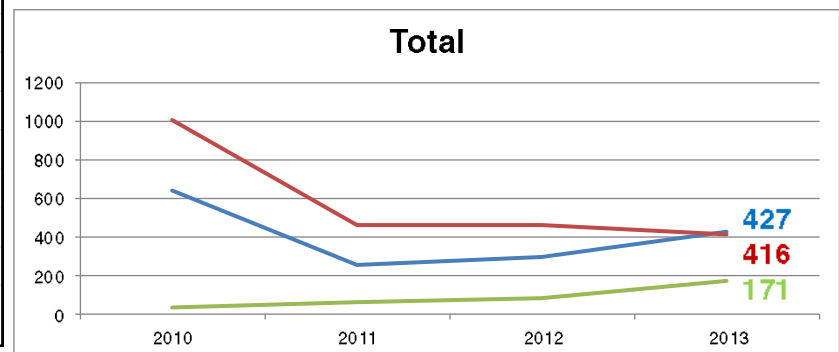
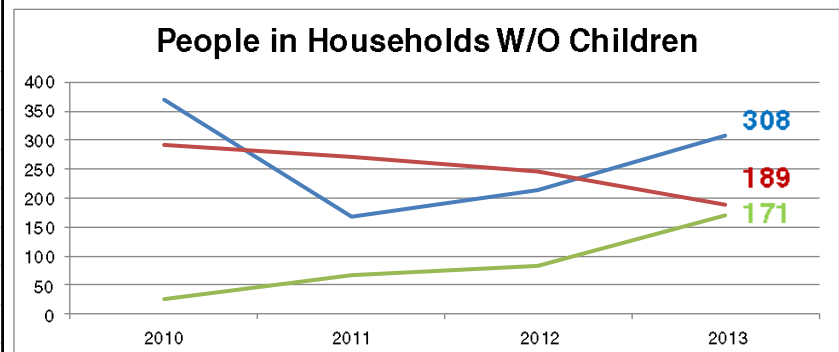
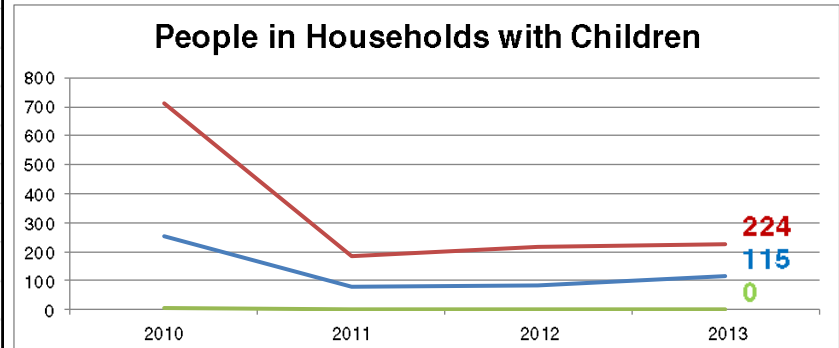
| Persons in Households with at least one Adult and one Child | Sheltered | | Total |
|---|-----------|--------------|-------|
| | Emergency | Transitional | |
| Number of Households | 29 | 66 | 95 |
| Number of Persons (Adults and Children) | 115 | 224 | 339 |
| Number of Persons (Under Age 18) | 83 | 147 | 230 |
| Number of Persons (Age 18-24) | 7 | 15 | 22 |
| Number of Persons (Over Age 24) | 25 | 62 | 87 |

| Persons in Households without Children | Sheltered | | Total |
|--|-----------|--------------|-------|
| | Emergency | Transitional | |
| Number of Households | 308 | 188 | 496 |
| Number of Persons (Adults) | 308 | 189 | 497 |
| Number of Persons (Age 18-24) | 25 | 19 | 44 |
| Number of Persons (Over Age 24) | 283 | 170 | 453 |

| Persons in Households with Only Children | Sheltered | | Total |
|--|-----------|--------------|-------|
| | Emergency | Transitional | |
| Number of Households | 2 | 2 | 4 |
| Total Number of One-Child Households | 1 | 1 | 2 |
| Total number of Multi-Child Households | 1 | 1 | 2 |
| Number of Children in Multi-Child Households | 3 | 2 | 5 |

| Total Households and Persons | Sheltered | | Total |
|------------------------------|-----------|--------------|-------|
| | Emergency | Transitional | |
| Total Households | 339 | 256 | 595 |
| Total Persons | 427 | 416 | 843 |

Transitional Emergency Unsheltered



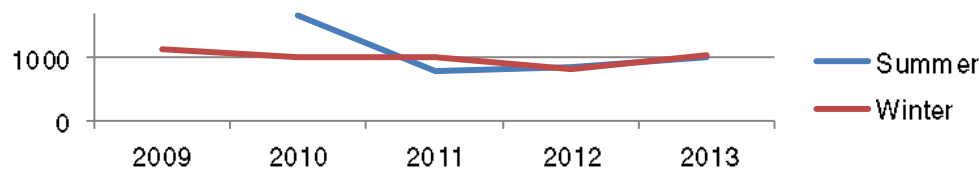
Point In Time 2013

Homeless Subpopulations

Transitional
Emergency
Unsheltered

| | | | |
|--------------------------------------|-----|-----|-----|
| Total | 416 | 427 | 171 |
| Chronically Homeless | | 46 | 118 |
| Severely Mentally Ill | 108 | 72 | 68 |
| Chronic Substance Abuse | 143 | 79 | 76 |
| Veterans | 68 | 46 | 18 |
| Persons with HIV/AIDS | 0 | 1 | 0 |
| Victims of Domestic Violence | 104 | 79 | 1 |
| Unaccompanied Youth (under 18) | 2 | 3 | 0 |
| Under 25 Years Old | 183 | 118 | 16 |
| Over 25 Years Old | 232 | 308 | 143 |
| Beds for Households without Children | 230 | 303 | |
| Beds for Households with Children | 277 | 135 | |
| Total | 507 | 438 | |
| Utilization Rate | 81% | 91% | |

Total Homeless Point-in-Time 5-Year Summer-Winter...



Summary Statement

July 31, 2013 is Polk County's fourth consecutive summer point in time. Trends are beginning to emerge, and an increase of homelessness is evident. Numbers have stabilized over the last few years, but there is good reason not to put too much confidence in this trend, particularly in relation to the street count.

This summer's point in time street count numbers are dramatically up from previous years. The most significant factor in this increase is an artifact of the point in time methodology. The impact of using a single day count is that environmental factors are magnified. The methodology employed in conducting the point in time is consistent with previous years. There were a similar numbers of volunteers working overnight on a single evening into the next morning. But, unlike previous years which were extremely hot and humid, the weather was ideal this year. A cool, comfortable night is good for sleeping out.

July, 31 2013 experienced high bed utilization rates, indicating an appropriate distribution of beds among units. The impact of the point in time methodology's inflation of external forces' impact on counts is true for sheltered numbers as well, though less so. Because the value of the point in time is its comprehensiveness, including street and off-network numbers, and the street numbers are so heavily skewed, it is advisable to favor other sources for planning purposes.